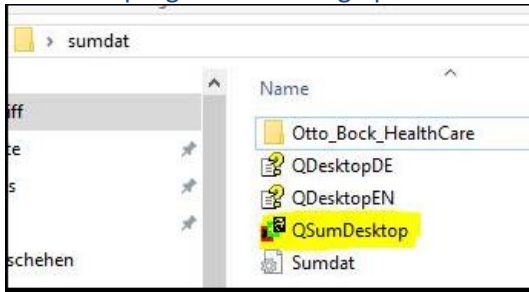


Open the SUMDAT app and the Material Safety Data Sheets (MSDS)


1. Please copy the ZIP file to your PC. Open this and copy the "sumdat" folder to your PC. (Important: Please do not open the "sumdat" folder directly in the ZIP file, because the next point would be impossible.)
2. Open the "sumdat" folder on your computer and start the file "QSumDesktop.exe" with a double click. This starts the program for calling up the data sheets.

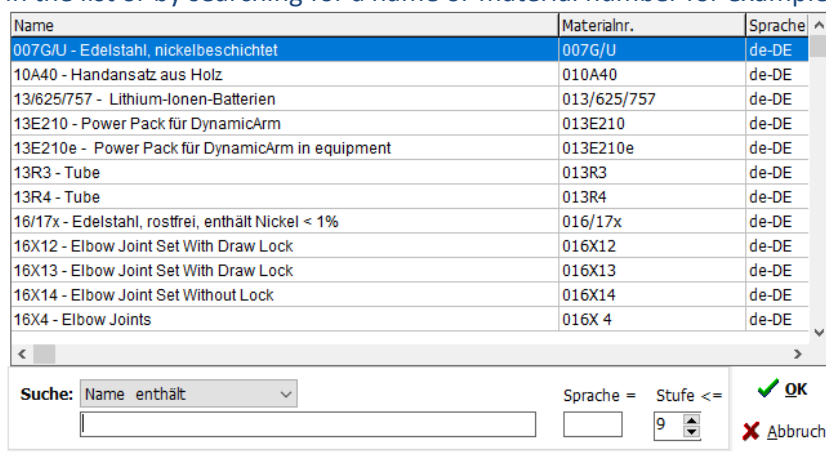




3. After that the main window of the database opens.



The language in the main menu can be changed by clicking on "English" or "German".

4. In the main menu, please click on the following symbol at the top left to display the MSDS: 
5. This opens a selection field in which you can select the relevant safety data sheet by clicking on a data record in the list or by searching for a name or material number for example in the lower area of the window.



For your information: You can use the symbols   to display the **operating instructions** and **labels** for the respective substances.